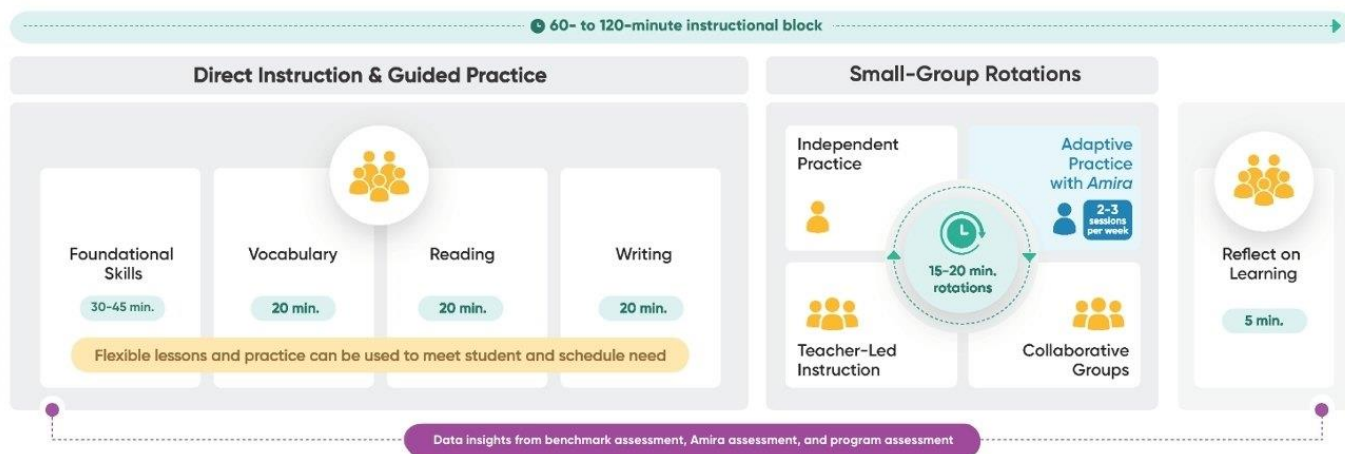




## How to Implement Amira

Amira provides teachers with a differentiation option that is easy to implement, fitting perfectly into 15-20 minute rotations. Students simply log-in and receive differentiated, scaffolded reading practice with high quality content based on their Amira assessment results. Amira captures real-time student data for teachers.



Amira complements core classroom instruction with 1:1 reading tutoring. In just 30 minutes a week Amira doubles student reading growth.

### Amira Learning Assessment and 1:1 Reading Tutoring

Core Classroom  
Whole Group  
Instruction

- Small Group
- Independent Reading
- Computer Lab
- After School Programs and Extended Day





## Ready to Get Started with Amira?

Prep your tech:

- Log on to a student account and navigate to Amira through HMH Ed® to ensure that the program loads.
- Set up headsets. Headsets with microphones are encouraged.
- Allow access to the headphones and microphones on each computer.
- Test muting and unmuting of the microphones.
- Allow space between computers, facing away from each other. For students seated side-by-side, create at least an elbow-length distance.

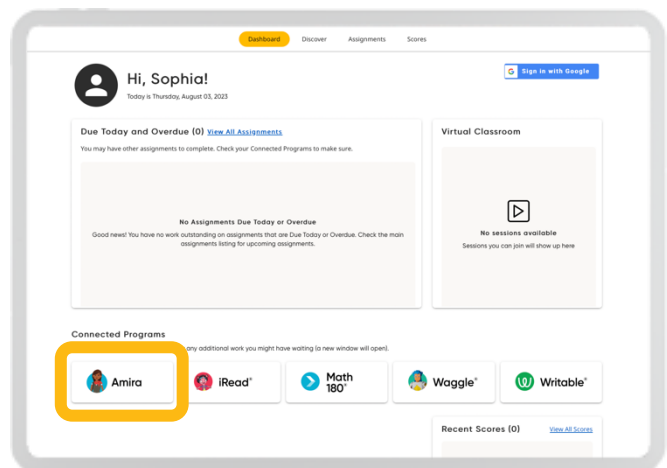


Prep your students for using Amira:

- Introduce the technology, related expectations, and Amira.
- Model for students how to log on and engage with Amira. Demonstrate how to use the cursor while reading, keep reading to the end of the sentence, and wait until the microphone is green to begin reading.
- Encourage students not to skip words during practice. Encourage students to skip elements they do not know during assessments.

How students launch Amira:

- Students will log into their HMH Ed accounts through an SSO provider or directly.
- On the student dashboard under Connected Programs, students will see the Amira tile.
- Click the tile to launch Amira.





## Powerful Assessment = Powerful Insights

With all of Amira's assessment capabilities, let's breakdown exactly what should be used throughout the school year and when. Your school may have some or all these elements.

		Beginning of Year	Middle of Year	End of year
Assessment	7-9 min.	Assessment	Assessment	Assessment
	4 min.	<b>Progress Monitor</b> Progress Monitoring can be taken up to 20 times per year at any given time to measure and monitor reading growth.		
Practice	30-60 min/ week	<b>Practice</b> Students who read 30-60 min. per week with Amira see double the reading growth!		

Amira Suite

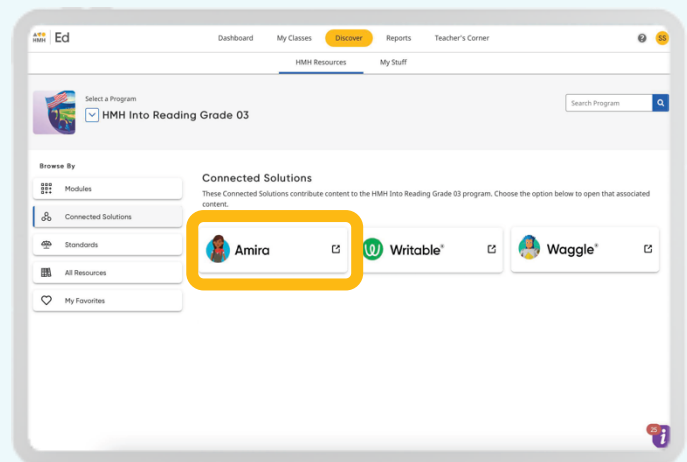
\*Dyslexia Screener may be automatic with Benchmark according to district settings. Can be completed once a year or more as needed.

Check out this [guide](#) for detailed information on Amira's teacher reporting dashboards.

### Ready to launch Amira?

#### Option 1

1. In your HMH Ed account, click the Discover tab on the top navigation bar.
2. Click Connected Solutions on the left-hand navigation bar.
3. Click the Amira tile.





## Ready to launch Amira?

### Option 2

1. In your HMH Ed account, click the Discover tab on the top navigation bar.
2. Click All Resources on the left-hand navigation bar.
3. Under Featured Components and Categories, click the Amira tile.

