

# HMH Assessment Overview

## For Teachers

### **Less Testing. More Insight.**

Explore assessment and reporting that inform daily instruction to drive student achievement.



# Less testing, more insight

**Assess to inform instruction. Instruct to drive student outcomes.**

Our philosophy is simple.

Assessment is designed to give educators a powerful toolkit that measures what students know, monitors growth, and makes it easier for the teacher to do his/her best work.

Whether you prefer teacher-driven interventions or automated differentiation, we have the data and content that empower you to teach your best lesson, every day.



# Table of Contents

## Explore HMH's assessment and reporting

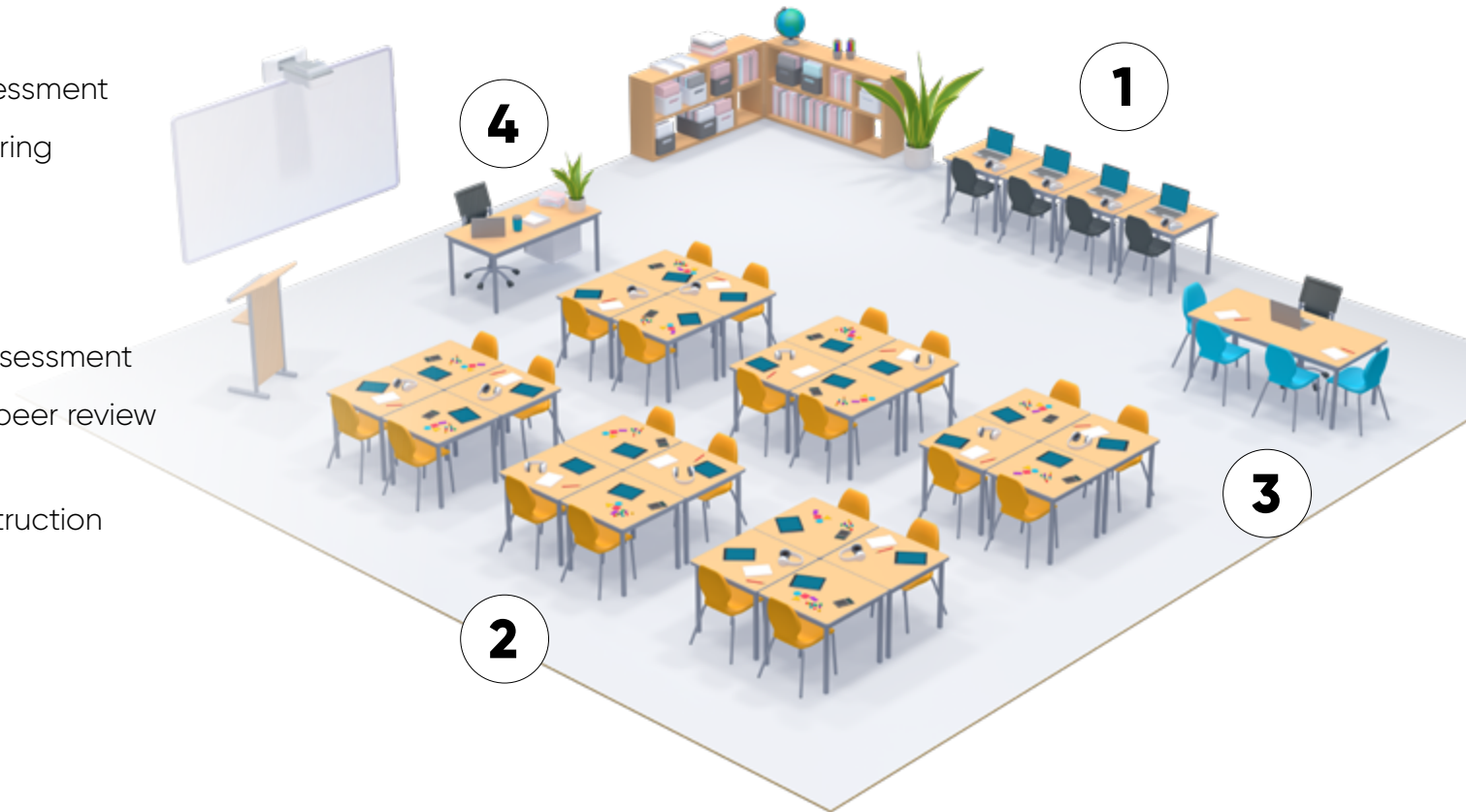
Classroom Assessment Overview .....	04
A Complete Reporting Suite .....	05
Dyslexia Risk Screening, Oral Reading Fluency Assessment, Progress Monitoring .....	06
Interim Assessment .....	08
Time-saving Differentiation.....	09
Whole Class Formative Assessment.....	10
Writing Assessment and Daily Practice .....	12
Reporting on <i>Ed</i> , the HMH Learning Platform .....	14



# Your connected classroom

**Measure every learning moment, automatically.**

- 1** Dyslexia risk screening  
Oral reading fluency assessment  
Normed progress monitoring
- 2** Interim assessment
- 3** Whole class formative assessment  
Writing assessment and peer review
- 4** Assessment-informed instruction

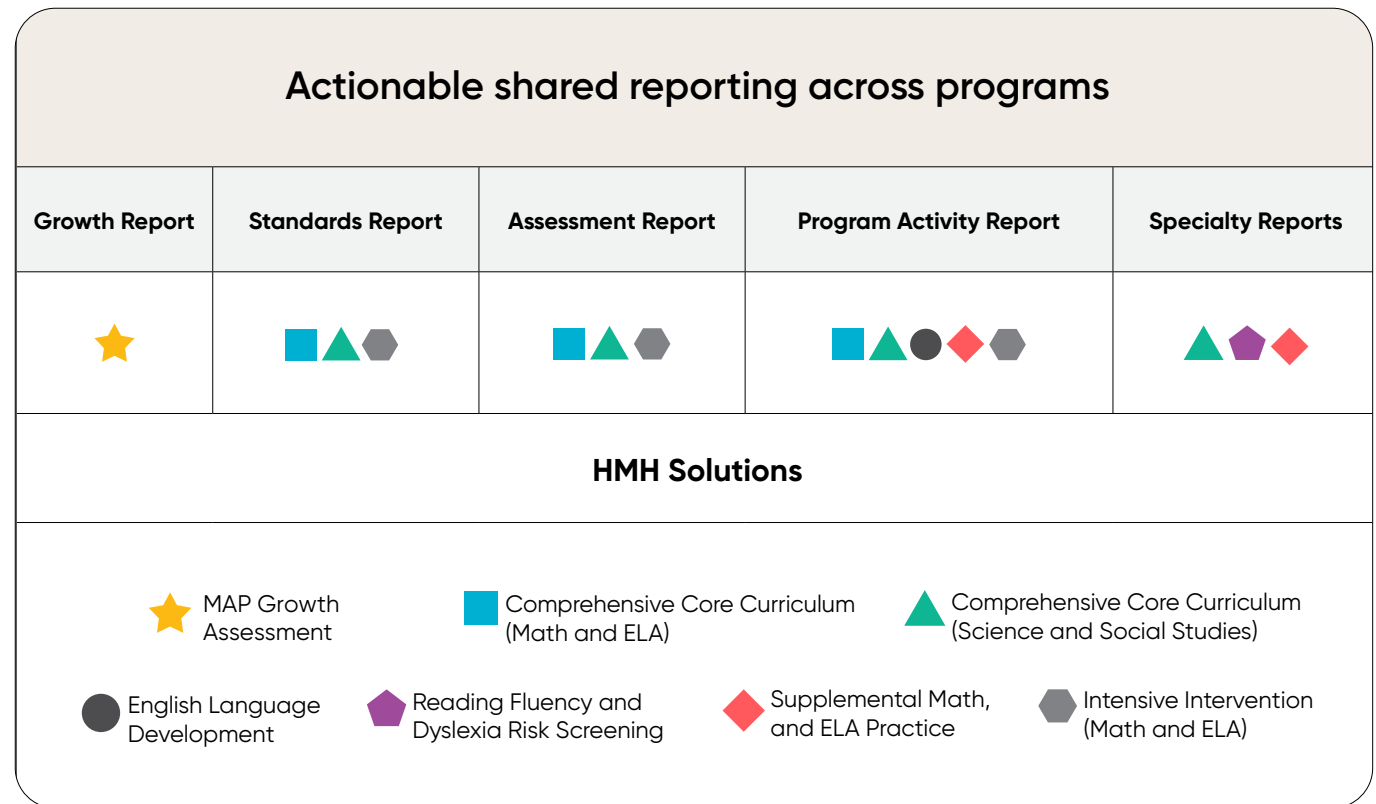


# A complete reporting suite

Available via HMH Ed

## One Spot for All Reports

HMH's Reporting Suite provides a standards-aligned view of student achievement across benchmark and in-program assessments. Shared reporting gives teachers a more comprehensive view of student achievement to drive differentiation.



# Dyslexia risk screening

## + Oral reading fluency assessment and normed progress monitoring

**Overview:** Available for Grades K-5

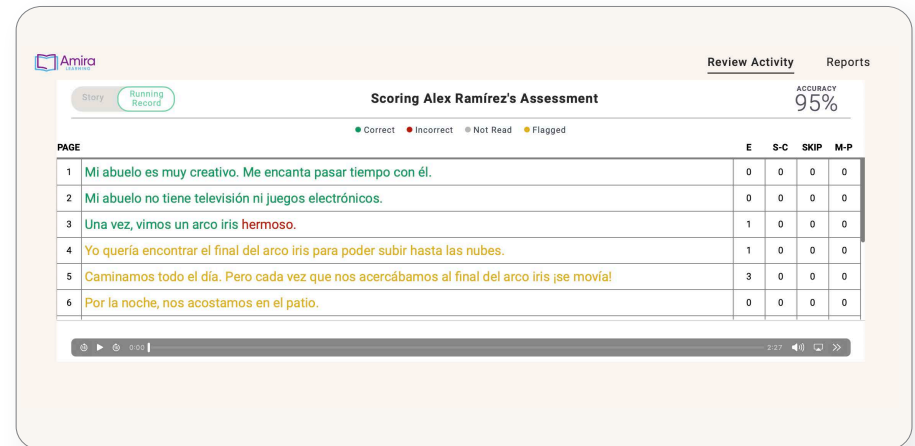
Teaching a child to read is life-changing, but where do you start? With HMH, you can assess students' oral reading fluency, automate running records, and screen for dyslexia risk for every student in the class—at the same time. Plus, each student's assessment results place them directly into ESSA-strong reading tutoring.

### Reports

- Benchmark Report
- Running Record
- Dyslexia Risk Report
- Progress Report
- Instructional Recommendations Report
- Reading Rope Report
- Skills Diagnostic Report
- Skill Status Report
- Parent Report

### Special Features

- Equitable assessment and dyslexia screening in English and Spanish
- Direct placement into 1:1 reading tutoring
- ESSA-strong evidence rating
- Grounded in the Science of Learning to Read



Amira  
Running Record

Scoring Alex Ramirez's Assessment ACCURACY 95%

Correct Incorrect Not Read Flagged

PAGE		E	S-C	SKIP	M-P
1	Mi abuelo es muy creativo. Me encanta pasar tiempo con él.	0	0	0	0
2	Mi abuelo no tiene televisión ni juegos electrónicos.	0	0	0	0
3	Una vez, vimos un arco iris hermoso.	1	0	0	0
4	Yo quería encontrar el final del arco iris para poder subir hasta las nubes.	1	0	0	0
5	Caminamos todo el día. Pero cada vez que nos acercábamos al final del arco iris ¡se movía!	3	0	0	0
6	Por la noche, nos acostamos en el patio.	0	0	0	0

Amira automatically saves each student's recorded assessment for teacher review.

**//CODiE//**  
2023 SIIA CODiE WINNER



# Dyslexia risk screening

## + Oral reading fluency assessment and normed progress monitoring

### HMH Content Connection

The Instructional Recommendations Report provides HMH content recommendations based upon each student's skill gaps.

Each skill (phonological awareness, sight recognition, vocabulary, and decoding) includes three categories of HMH content recommendations:

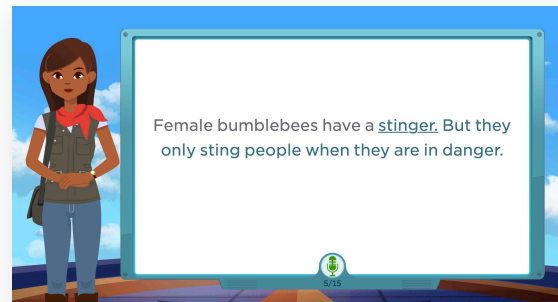
- Likely mastered
- Appropriately challenging
- Very challenging

These recommendations are available for customers with an active subscription to:

- *HMH Into Reading*®
- *Saxon*® *Phonics and Spelling*

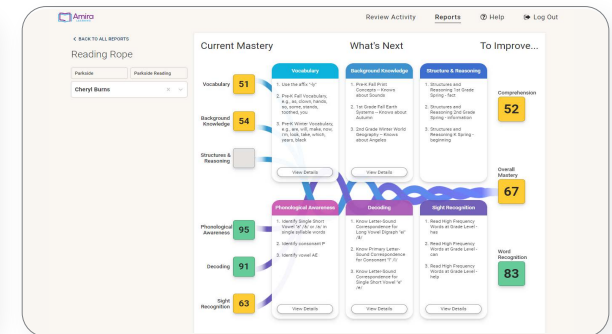
### Differentiation Support

Students' assessment results automatically place them into ESSA-strong reading tutoring, proven to double reading growth.



Watch a brief video of a student engaging with ESSA-strong tutoring based upon assessment results.

**Watch the Video!**



Students' assessment results include HMH instructional content recommendations to empower teaching and/or re-teaching of general classroom concepts.



# Interim Assessment

## Measure and monitor growth

*MAP Growth* is a research-based benchmark assessment designed to measure achievement and growth in K–12 math, reading, language usage, and science.

### For Teachers:

**Beginning, Middle, and End of Year:** MAP Growth customers can see key MAP Growth data in reporting on HMH Ed, the learning platform. This includes RIT scores and projected student proficiency on state summative assessments.

**Program Check-ins:** Your HMH program includes regular check-ins on student performance against state standards.

**Actionable Next Steps:** Data from MAP Growth and program assessments can be used to group students and find relevant resources with a few easy clicks.

## Differentiation Support

- *MAP Growth* assessment data can be used to automatically place students in *Waggle*<sup>®</sup>, *Read 180*<sup>®</sup> on HMH Ed<sup>™</sup>, and *Math 180*<sup>®</sup> on Ed.
- *MAP Growth* key data in the HMH Growth report can be used to group students for differentiation.



# Time-saving Differentiation

## Informed by MAP Growth.

**Overview:** Available for Grades K-8

How do you build foundations and accelerate skill growth?

*HMH Waggle* easily differentiates instruction with fun, targeted practice at the right time for each student.

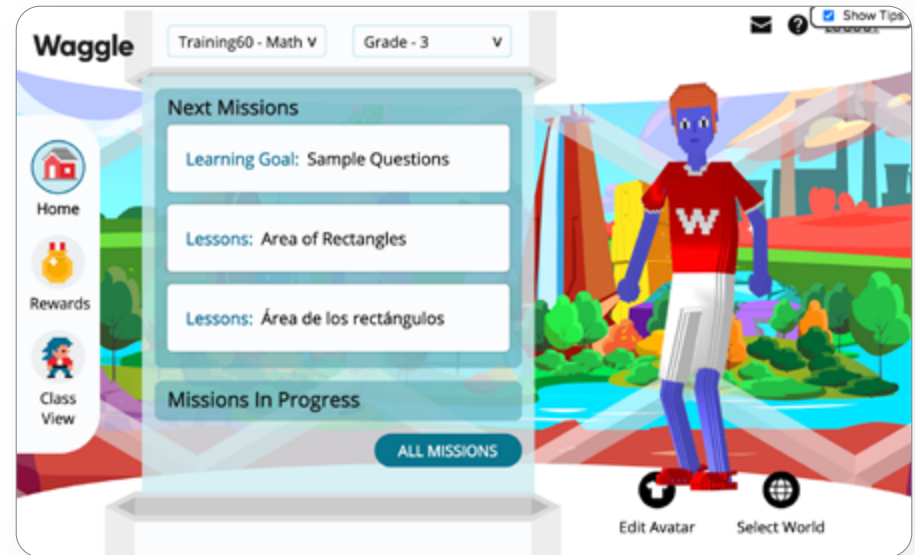
Teachers can choose students' starting points or save time with auto-placement, informed by *MAP Growth*.

### Reports

- Class Insights
- MAP Growth Report
- Individual Student Reports

### Special Features

- Dynamically adapts to students' knowledge in real time.
- Teachers can choose students' starting points or save time with auto-assign, informed by MAP Growth
- Embedded hints and feedback develop SEL competencies while addressing skill gaps.
- Teachers get robust, real-time insight into skills mastery and student growth.



Lively, animated characters ignite students' imaginations and boost motivation and engagement



# Whole Class Formative Assessment

**Every moment can be a data moment.**

## Assessment Overview

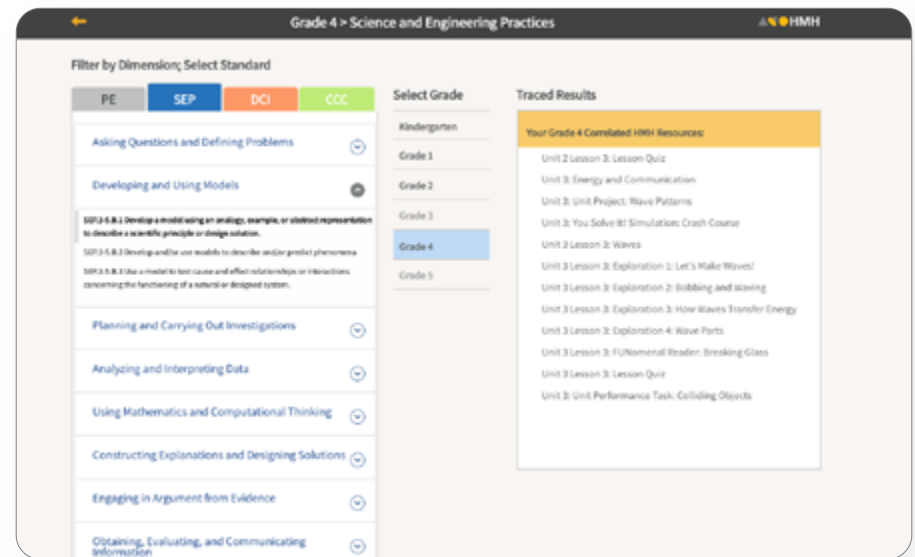
Every HMH core, intervention, and ELD program on Ed, the HMH Learning Platform, includes robust assessment that answers the question, “what’s next?”

### Reports

- Assessment Report
- Standards Report
- Program Activity Report

### Special Features

- One place for all students, teachers, and leaders
- Low-stakes assessments available via HMH Go app for at-home access
- Automatically groups students based on test results



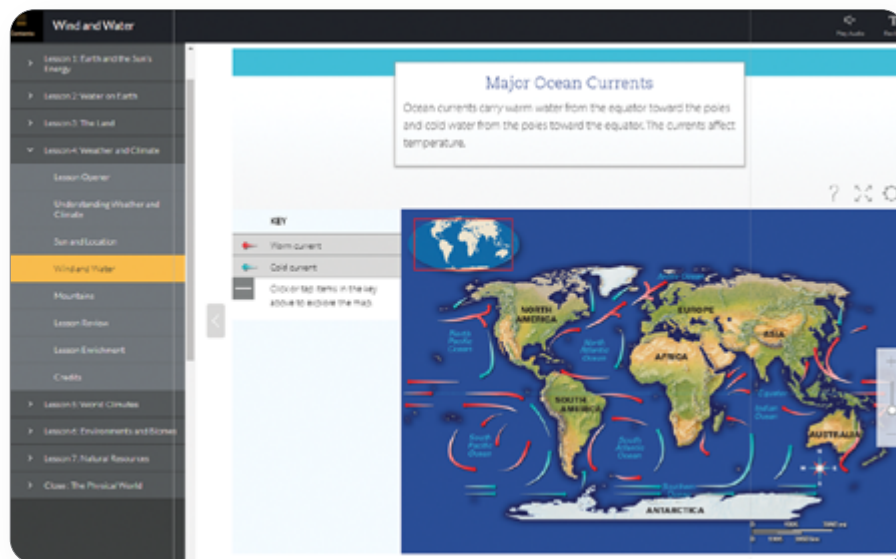
With *HMH Into Science* we support you in ensuring your Science Standards are met. The HMH NGSS Trace Tool maps the Standards, shows the connections and spiraling across grade levels, and identifies HMH resources to support NGSS-based instruction.



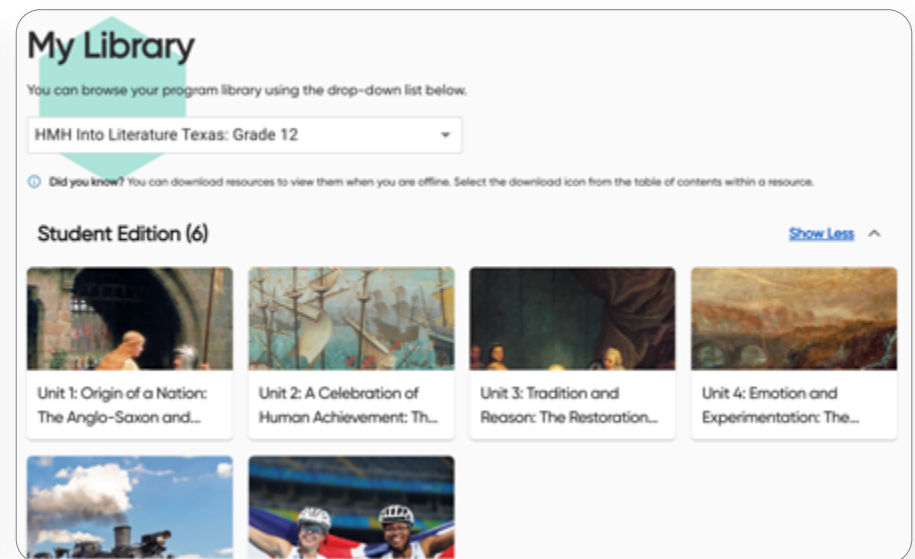
[Jump to Reports](#)

# Whole Class Formative Assessment

**Every moment can be a data moment.**



With HMH Social Studies, students are constantly answering questions within the narrative to interpret maps, timelines, and graphs, as well as analyzing literature, primary sources, videos, and perspectives.



Low-stakes assessments can go wherever your students go with the HMH Go app!



# Writing Assessment and Daily Practice

## Track and report growth

### Assessment Overview Available for Grades 3-12

Prepare students for assessment success and lifelong literacy with Writable! Support your ELA curriculum, district benchmarks, and state standards with more than 1,000 fully customizable assignments and rubrics. Assessment is tied to Writable practice and state benchmarks, with teachers receiving data-driven summaries for full classes and individual students.

### Reports

- Assignment Dashboard
- Proficiency & Recommendation Report
- Usage & Engagement Report (for Administrators)

### Special Features

- High 5s are built to engage your students in daily writing with short, 5-minute writing prompts – perfect for formative assessment!
- Shared assessments allow an administrator to create and share a common assessment with teachers in their school or district.
- State-specific assignments and rubrics build everyday practice towards assessments that mirror your state summative.
- Multilingual learners are supported with practice and rubrics aligned to the most common state and national assessments.



Hear how Writable has helped district leaders and educators bring writing into their curriculum.

[Watch the Video!](#)

# Writing Assessment and Daily Practice

## Track and report growth

### HMH Content Connection

HMH Program Pairings Make Lesson Planning Easy! Writable connects to HMH core and multilingual learner programs, taking the work out of curriculum alignment for educators.

Exercises and responses to reading assignments from the following HMH programs are integrated within Writable, aligning world-class instruction to save teachers time and enhance the writing process.

- *HMH Into Reading* (Grades 3–6)
- *HMH Into Literature* (Grades 6–12)
- *Collections* (Grades 6–12)
- *HMH Social Studies* (Grades 6–12)
- *English 3D* (Grades 4–12)

### Differentiation Support

- Proficiency data helps to identify differentiated writing groups
- Data-informed assignment recommendations build skill mastery
- Pre-made differentiated assignments deliver 3 levels of scaffolded prompts (light, moderate, and substantial scaffolds)
- Customize any assignment to meet a range of student abilities with prompt differentiation



# Assessment-informed instruction

## Insights at-a-glance:

### Assessment Report:

Automates grouping based on program assessment data.

### Standards Report:

Provides standards-aligned resources based on program and benchmark assessment data.

### MAP Growth Report:

Makes it easy to compare benchmark assessment data against grade-level and growth expectations.

### Program Activity Report:

Dives into the class's utilization data including:

- Topics and sessions completed
- Average session duration
- MAP Growth scores



Click on a report name to explore the data points.



# Assessment Report

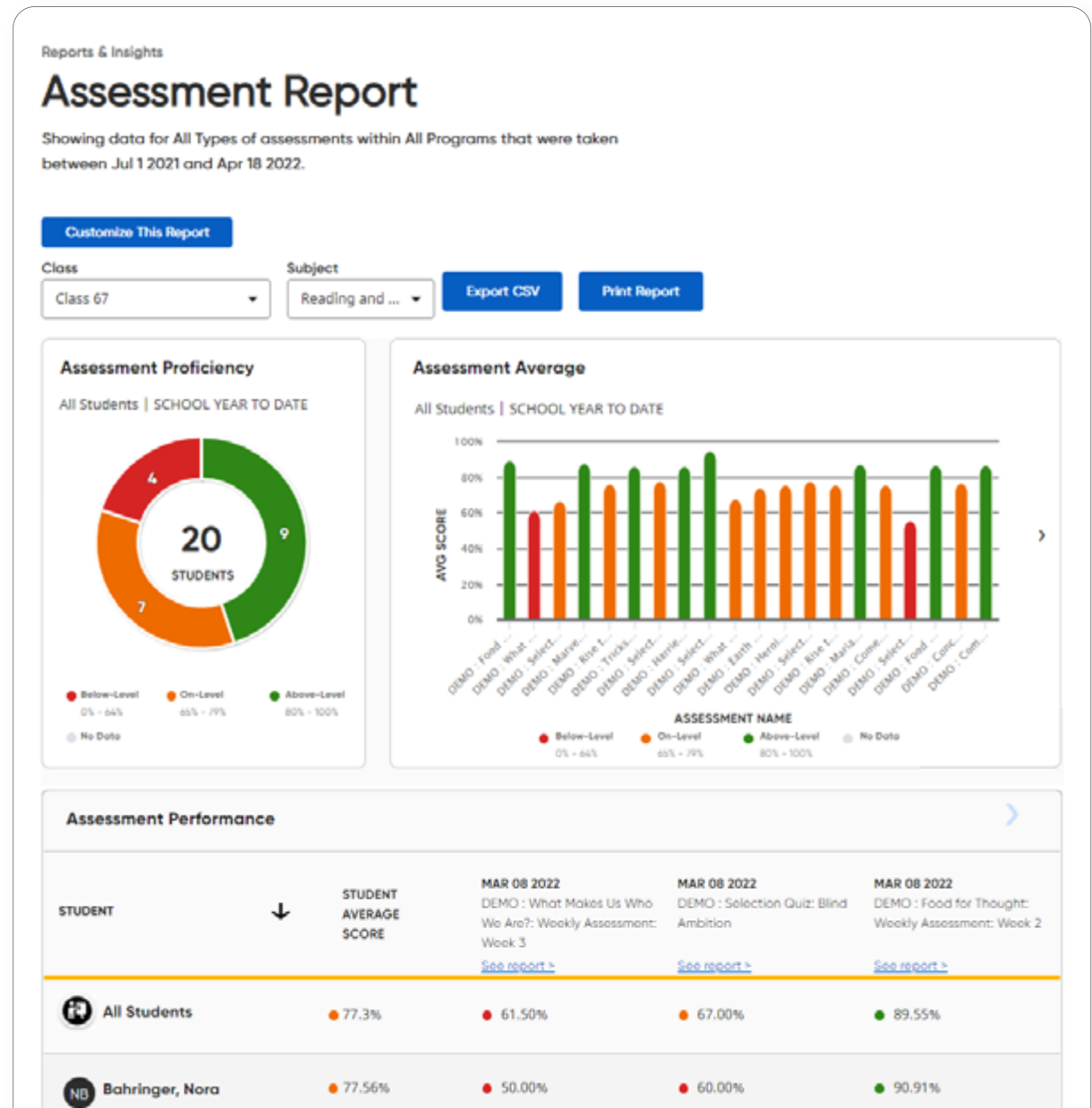
## Data Points

### Customize by:

- Program
- Assessment Type(s) and/or
- Period

### Metrics

- **Assessment Proficiency:** Displays cumulative score levels for students assigned to the assessment.
- **Assessment Average:** Displays the cumulative average assessment score for each assessment.
- **Assessment Performance:** Displays high-level reporting information for all students, cumulative assessment scores for individual students, and single test scores for individual students.



# Assessment Report

## Grouping made easy

1 Group students based on their assessment results.



STUDENT	AVERAGE SCORE	MAR 08 2022 DEMO: What Makes Us Who We Are?: Weekly Assessment: Week 3	MAR 08 2022 DEMO: Selection Quiz: Blind Ambition	MAR 08 2022 DEMO: Food for Thought: Weekly Assessment: Week 2
All Students	77.3%	61.50%	67.00%	89.55%
Bahringer, Nora	77.56%	50.00%	60.00%	90.91%
Batz, Henderson	82.70%	70.00%	80.00%	90.91%

2 Easily create content and assign it to the whole class, small groups, or individual students.

The figure shows a "Create Assignment" form. It includes a "Required fields are marked with an asterisk (\*)" note. The form has sections for "Assignment Details" (Assignment Name), "Directions" (0/300 Characters), "Availability and Due Date" (Start Date, Start Time, Due Date, End Time), and "Assignees" (View By: Classes, Groups; Filter By: All). The Assignees list includes Enrique Aulia, Andre Jones, Mia Yung, Kyle Blankman, and Charlie Smith. There are "Cancel" and "Assign" buttons at the bottom.



# Standards Report

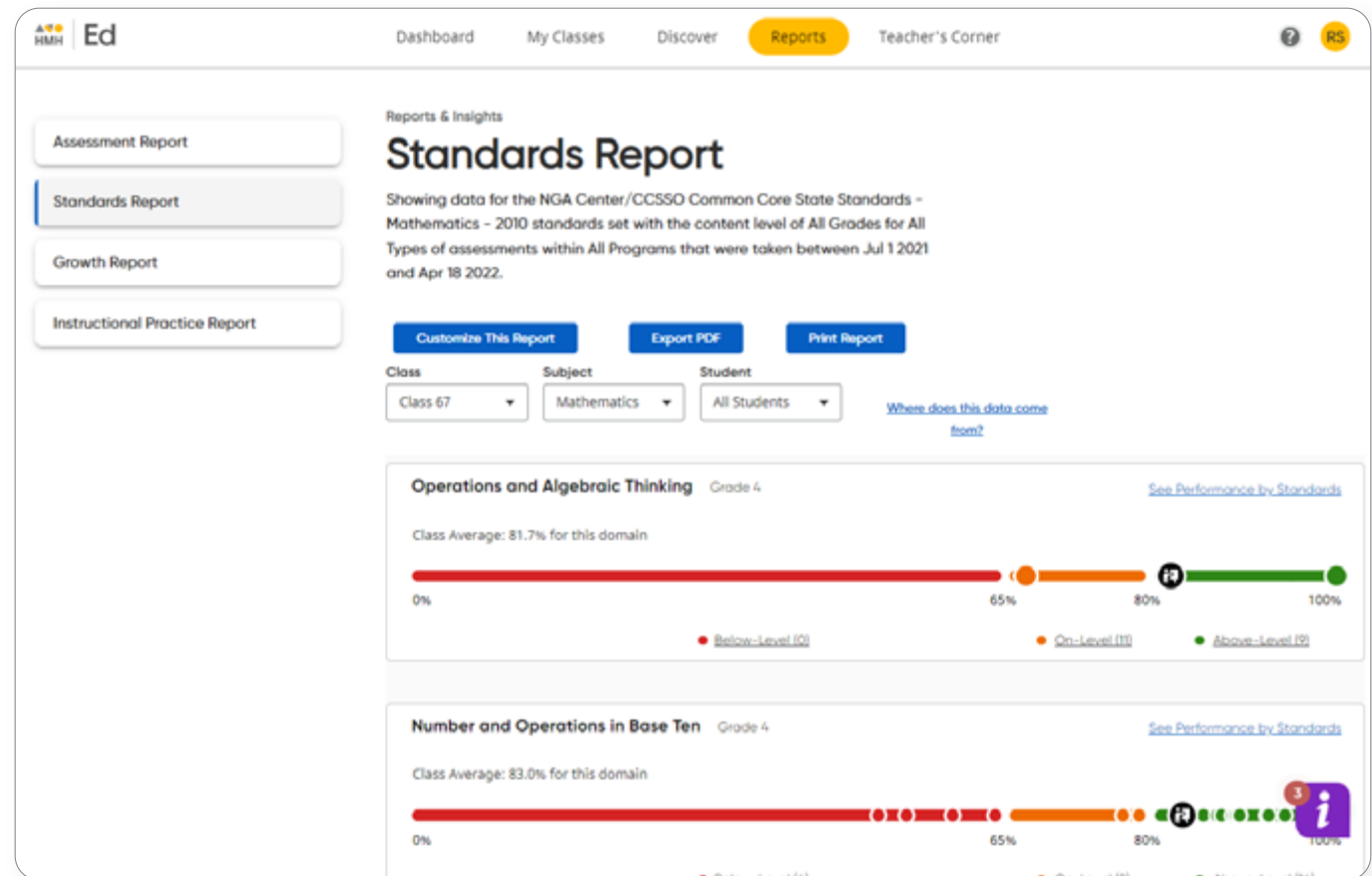
## Data Points

### Customize by:

- Standards Set
- Grade Level
- Program
- Assessment Type(s)
- Period
- Student

### Standard Proficiency Domain Cards

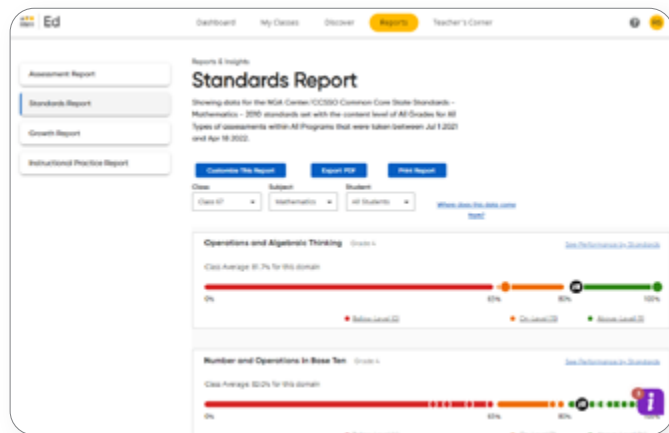
Displays students' average scores for each domain in the selected standard set



# Standards Report

## Simplifying standards

1 View student performance by Standards.



2 View standards-aligned resources for teaching and re-teaching.

The screenshot displays the Lesson 6 page for 'Hurricanes: A Force Of Nature / Catch Me If You Can'. It lists various resources such as Academic Vocabulary, Reading, Formative Assessment, Foundational Skills, Writing, Grammar, Intervention, and Social and Emotional Learning. A 'Standards (20)' section is visible, showing a list of standards for Oregon - English Language Arts and Literacy. A tooltip for standard 3.RI.3 is open, providing a description: 'Describe the relationship between a series of historical events, scientific ideas or concepts, or steps in technical procedures in a text, using language that pertains to time, sequence, and cause/effect.' Below the standards list, there is a 'Vocabulary (2 of 5)' section with two resource cards: 'Academic Vocabulary: Introduce Critical Vocabulary Teacher's Guide' and 'Critical Vocabulary 3.6 Display and Engage'.

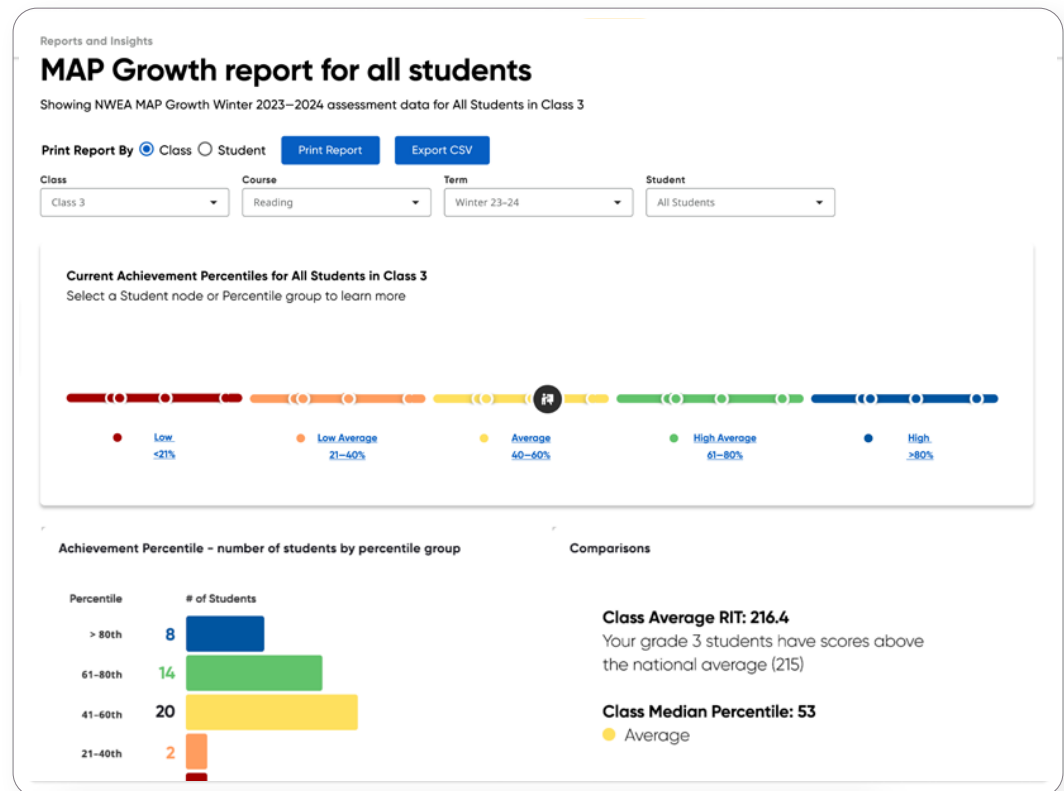


# MAP Growth Report

## Data Points

### Metrics

- **RIT Score** represents a student's achievement at any given moment and helps measure their academic growth over time.
- **Quantile®/Lexile® Range** helps educators find appropriately aligned resources.
- **Achievement Percentile** indicates the percentage of students in the NWEA norm group for a test and grade that a student's RIT score equaled or exceeded.
- **Projected Proficiency** score shows students' projected performance on state and college readiness assessments.
- **Observed Growth and Projected Growth** represents the change in RIT score and the mean score between two testing terms.

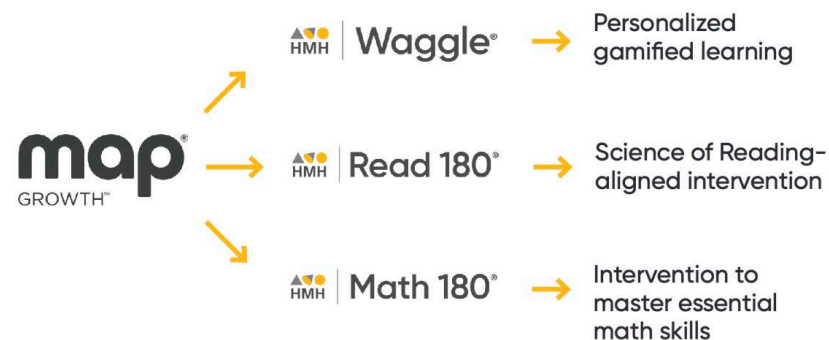
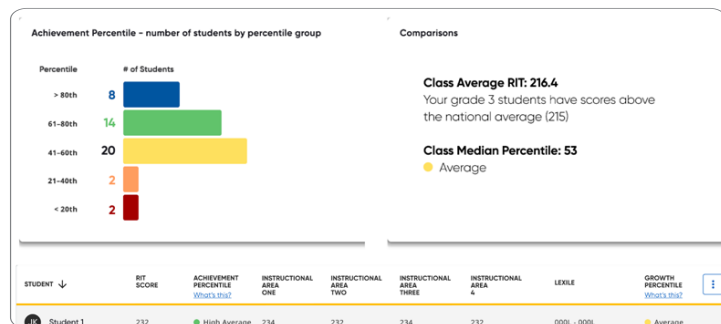


# MAP Growth Report

## Measure and drive growth

1 View benchmark data at the whole-class and individual-student levels

2 Use as a placement tool into *Math 180*, *Read 180*, and *Waggle* on Ed.



# Program Activity Report

## Data Points

### Class Overview:

Includes Key Performance Indicators. The KPIs highlight the class's overall performance from completed topics in one of the three performance levels: Below-Level, On-Level, and Above-Level.

### Metrics

- **Current Focus:** Each student's current topic, performance, status, started and completed dates, and time in that topic
- **Usage:** Topics completed, sessions, and session duration for the selected time period, and school year to date
- **Performance:** Overall performance level per zone for selected time period and school year to date
- **MAP Growth:** A subset of the key MAP Growth data for each student with access to the full Growth Report with one click

Reports & Insights

## Program Activity Report

Showing M180 Student Application performance and utilization data for Class 1 for Last 30 Days; Aug 28 2021 to Sep 27 2021.

Class:  Student:

### Class Overview [How do I read this?](#)

Last 30 Days					G8 - Test Level	BOY
N/A Overall Performance	0 Topics Completed	2 Sessions	0.5 Average Weekly Sessions	7 min Average Session Duration	842 Average Growth Measure Scaled Score BOY	
School Year to Date (SYTD)						
N/A Overall Performance	0 Topics Completed	19 Sessions	1.5 Average Weekly Sessions	4 min Average Session Duration	N/A Average GLE BOY	

Current Focus	Usage	Performance				
STUDENT ↑	CURRENT TOPIC	PERFORMANCE ⓘ	STATUS	TOPIC STARTED	TOPIC COMPLETED	TIME IN THIS TOPIC
KF Fay, Kody	Patterns With Negative Numbers		In-Progress	Sep 22, 2021	N/A	4 min



# Program Activity Report

## Monitor overall class performance and key utilization metrics

1 Identify students who are tracking below grade level or need more time.

2 Student performance data from *Math 180* includes each student's current focus and usage data and MAP Growth scores.

The screenshot displays the 'Program Activity Report' interface. At the top, it shows 'Reports & Insights' and 'Program Activity Report' for Class 1. Below this, there are dropdown menus for 'Class' (Class 1) and 'Student' (All Students). The 'Class Overview' section provides summary statistics for 'Last 30 Days' and 'School Year to Date (SYTD)'. A table below shows student performance data, with a callout box highlighting a specific student's details.

STUDENT ↑	CURRENT TOPIC	PERFORMANCE ⓘ	STATUS	TOPIC STARTED	TOPIC COMPLETED	TIME IN THIS TOPIC
KF Fay, Kody	Patterns With Negative Numbers		In-Progress	Sep 22, 2021	N/A	4 min



# Less Testing. More Insight.

## A complete assessment suite

Learning data from assessments are important for measuring and supporting growth in all learners. HMH equips teachers with actionable assessment data that connect directly with resources to teach, re-teach, and differentiate learning so that all students can reach their full potential.

[LEARN MORE](#)

[MAIN MENU](#)



\*NGSS is a registered trademark of WestEd. Neither WestEd nor the lead states and partners that developed the Next Generation Science Standards were involved in the production of this product, and do not endorse it. Quandle® and Lexile® are trademarks of MetaMetrics, Inc., and are registered in the United States and abroad. CODiE® is a registered trademark of the Software Publishers Association Software and Information Industry Association. Amira Learning® is a registered trademark of Amira Learning, Inc. Writable® is a registered trademark of Writable, Inc. Saxon®, English 3D®, HMH Go®, Read 180®, Teacher's Corner®, HMH Into Science®, HMH Reads®, NWEA®, MAP®, MAP Growth™, HMH Into Literature®, Math 180®, Go Math!®, Math in Focus®, Into AGA®, HMH Into Math®, Waggle®, HMH Ed®, HMH®, and Houghton Mifflin Harcourt® are service marks, trademarks, and registered trademarks of Houghton Mifflin Harcourt Publishing Company. 09/22 WF1630305



Houghton Mifflin Harcourt.

[hmhco.com](https://www.hmhco.com)